

# Using Check.TylerTech.com

---

*new world ERP – Technical Documentation*




## CHECK.TYLERTECH.COM

The website <https://check.tylertech.com/> allows you to check system requirements for several Tyler products.

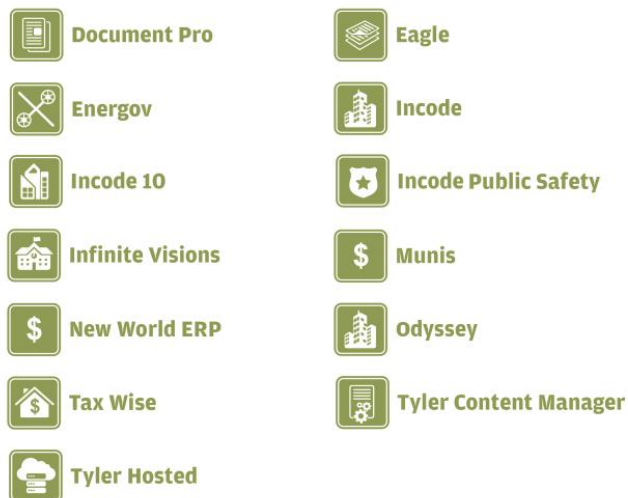


1. To log in, put any email address into the *Email Address* field and use a password of **Tyler**. Once you are in the site, a splash page will show what Tyler products you can inquire on for System requirements.

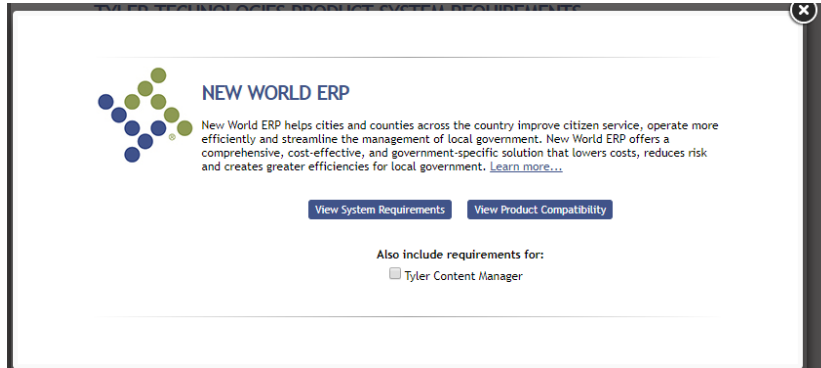


### TYLER TECHNOLOGIES PRODUCT SYSTEM REQUIREMENTS

Please select a product below to view system requirements.



- Click on **New World ERP**.
- Choose whether you want to include requirements for Tyler Content Manager (TCM) and then click **View System Requirements**.



- Questions are presented to help determine New World ERP minimum specifications for that configuration.

### NEW WORLD ERP SYSTEM REQUIREMENTS

Tyler Technologies' New World ERP product helps municipal agencies across the country improve citizen service, operate more efficiently and streamline the management of local government. New World ERP offers a comprehensive, cost-effective, and government-specific solution that lowers costs, reduces risk and creates greater efficiencies for local government.

#### SITE ASSESSMENT

Your site's system requirements are contingent upon several factors. This section will help Tyler determine which setup is best for you.

For each of the following applications that your site will use, answer the question for each application variable.

New World ERP	Number of users	<input type="radio"/> 1-50 <input checked="" type="radio"/> 51-100 <input type="radio"/> 101-200 <input type="radio"/> 200+
	Will you be using the Decision Support (Business Analytics) product?	<input type="radio"/> No <input checked="" type="radio"/> Yes
	Will you be utilizing the Utilities product in New World ERP?	<input type="radio"/> No <input checked="" type="radio"/> Yes
	Will you be utilizing eSuite or the MyCommunity applications?	<input type="radio"/> No <input checked="" type="radio"/> Yes


#### SERVER SPECIFICATIONS

Based on the selections you have made above, the following servers are required. Please [see below](#) for an explanation of what each server is for.

Production				
	DB	AS	SSRS	Web
Processor Virtual Cores	4	4	4	4
Physical Cores	4	4	4	4
Memory	32	16	24	8
Storage	1TB	100GB	100GB	100GB
	<a href="#">Test</a>	<a href="#">Test</a>	<a href="#">Test</a>	<a href="#">Test</a>

**Note:**

- These recommendations are for typical situations. In some cases, volume of data may dictate different requirements.

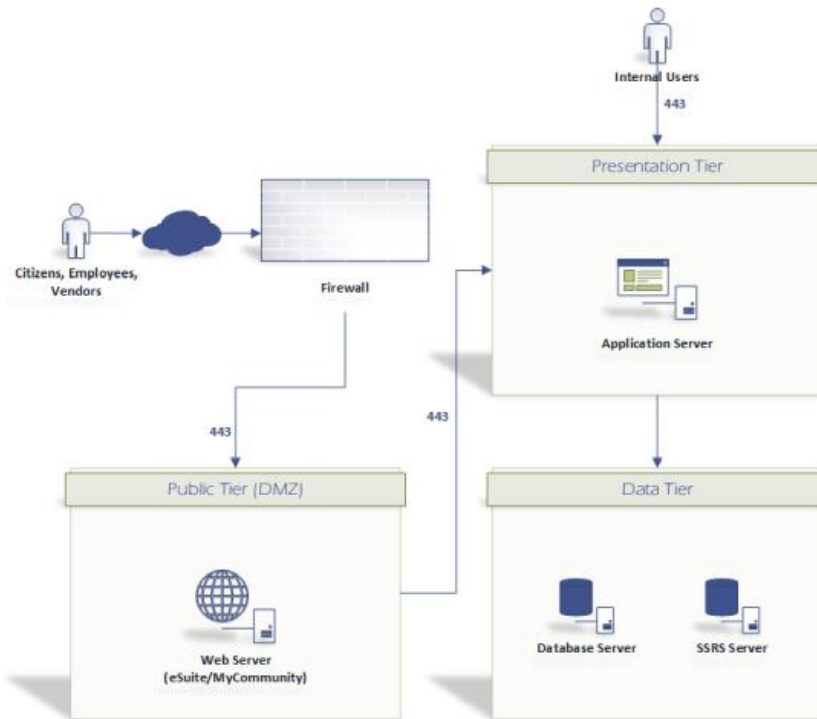


**new world**  
a tyler erp solution

5. Using the **Test** buttons on the appropriate servers will download a VB Tester program to check your machines against the specifications defined on Check.TylerTech.com.
6. Based on the answers to the questions, dynamic server diagrams will also appear for typical server topography.

#### CONFIGURATION DIAGRAM

Depending on your selections above, some environments or servers may not be applicable to your installation. Click a diagram to view a larger version.



7. Running servers under the specifications defined on Check.TylerTech.Com could result in hardware related performance issues.